



EM EZYMESH CABLE MESH



LOAD PER METRE

SPAN 3.0m	25kg
SPAN 2.0m	50kg
SPAN 1.5m	76kg
SPAN 1.0m	99kg

Supplied in 3m lengths

D Larger side wall heights available on request as made to order.

EM EzyMesh Cable Mesh 54mm cable laying depth, 64mm side wall height
(Stainless Steel is 50mm cable laying depth, 60mm side wall height)

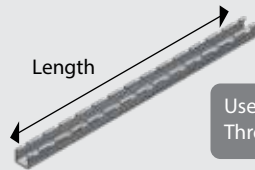
Width (mm)	Pre-Galvanised		Hot Dip Galvanised		Stainless Steel		Zinc Plated	
	Weight (kg)	Part No.	Weight (kg)	Part No.	Weight (kg)	Part No.	Weight (kg)	Part No.
150	4.7/3m	EM150G A	4.4/3m	EM150H C	4.5/3m	EM150S B	4.4/3m	EM150Z B
300	6.8/3m	EM300G A	6.4/3m	EM300H C	6.7/3m	EM300S B	6.4/3m	EM300Z B
450	9.1/3m	EM450G A	8.6/3m	EM450H C	8.8/3m	EM450S B	8.6/3m	EM450Z B
500	9.9/3m	EM500G C	9.3/3m	EM500H D	9.1/3m	EM500S D	9.3/3m	EM500Z D
600	11.3/3m	EM600G A	10.7/3m	EM600H C	11/3m	EM600S B	10.7/3m	EM600Z B

EM EzyMesh Cable Mesh 100mm cable laying depth, 110mm side wall height

Width (mm)	Pre-Galvanised		Hot Dip Galvanised		Stainless Steel		Zinc Plated	
	Part Number		Part Number		Part Number		Part Number	
150	EM150100G	C	EM150100H	C	EM150100S	D	EM150100Z	D
300	EM300100G	C	EM300100H	C	EM300100S	D	EM300100Z	D
450	EM450100G	C	EM450100H	C	EM450100S	D	EM450100Z	D
500	EM500100G	C	EM500100H	C	EM500100S	D	EM500100Z	D
600	EM600100G	C	EM600100H	C	EM600100S	D	EM600100Z	D

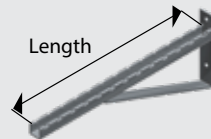
EMT TRAPEZE

Length (mm)	Hot Dip Galvanised	Stainless Steel	Zinc Plated
250	EMT150H B	EMT150S B	EMT150Z A
400	EMT300H B	EMT300S B	EMT300Z A
550	EMT450H B	EMT450S B	EMT450Z A
700	EMT600H B	EMT600S B	EMT600Z A
3000	EMT3000H B	EMT3000S B	EMT3000Z B



EMC CANTILEVER BRACKET

Length (mm)	Hot Dip Galvanised	Stainless Steel	Zinc Plated
200	EMC150H C	EMC150S C	EMC150Z B
350	EMC300H C	EMC300S C	EMC300Z B
450	EMC450H C	EMC450S C	EMC450Z B
600	EMC600H C	EMC600S C	EMC600Z B



Service Guide Key: A Usually in stock at all branches B Usually in stock at head office
C Normal lead time D Made to Order (lead time on enquiry)

EMDO EZYMESH CABLE DROP OUT

Colour	Part Number	Service Guide
Yellow	EMDOY	A
Blue	EMDOB	D
Pre-Galv	EMDOPG	D
Silver	EMDOS	D
White	EMDOW	D



Clicks into place on EzyMesh - no tools required.

D OTHER COLOURS AVAILABLE AS MADE TO ORDER (MTO).

FASTENERS

EMBC EZYMESH CUTTER


EzyMesh cutters make it easy to make any necessary cuts in your mesh during the installation process.



Part Number	Service Guide
EMBCS	A

EMSB BOLT JOINER

M8 x 30 Coach Bolt and M8 Hex Nut supplied.



Available Finish	Part Number
H	EMSBH A
Z	EMSBZ A
S	EMSB S B

STRUT SYSTEMS

EMS SIDE JOINER

Manufactured from 2mm Pressed steel to AS1594.



Available Finish	Part Number
H	EMSH A
Z	EMSZ A
S	EMSS B

EMSC BOTTOM JOINER

To be used in conjunction with Side Joiners for joining straight lengths of cable mesh only.



Available Finish	Part Number
H	EMSCH A
Z	EMSCZ A
S	EMSCS B

CABLE SUPPORTS

EMHD HOLD DOWN BRACKET

Individual part numbers for EMHDB ONLY

EMHDB

Available Finish	Part Number
H	EMHDBH A
Z	EMHDBZ A
S	EMHDBS B

EMHDB supplied in a kit with E1007 and PS825 for fixing mesh to channel.

Working Load: **350kg**
Screw Diameter: **M8**
Slipping Force: **100kg**



Available Finish	Kit Part Number
H	EMHDBHK A
Z	EMHDBZK A
S	EMHDBSK B

EMWB WALL MOUNT BRACKET

To use on mesh lengths up to 150mm in width.
1 x M8 fastener supplied.



Available Finish	Part Number
H	EMWBH B
Z	EMWBZ A

FIRERATED

PIPE SUPPORTS

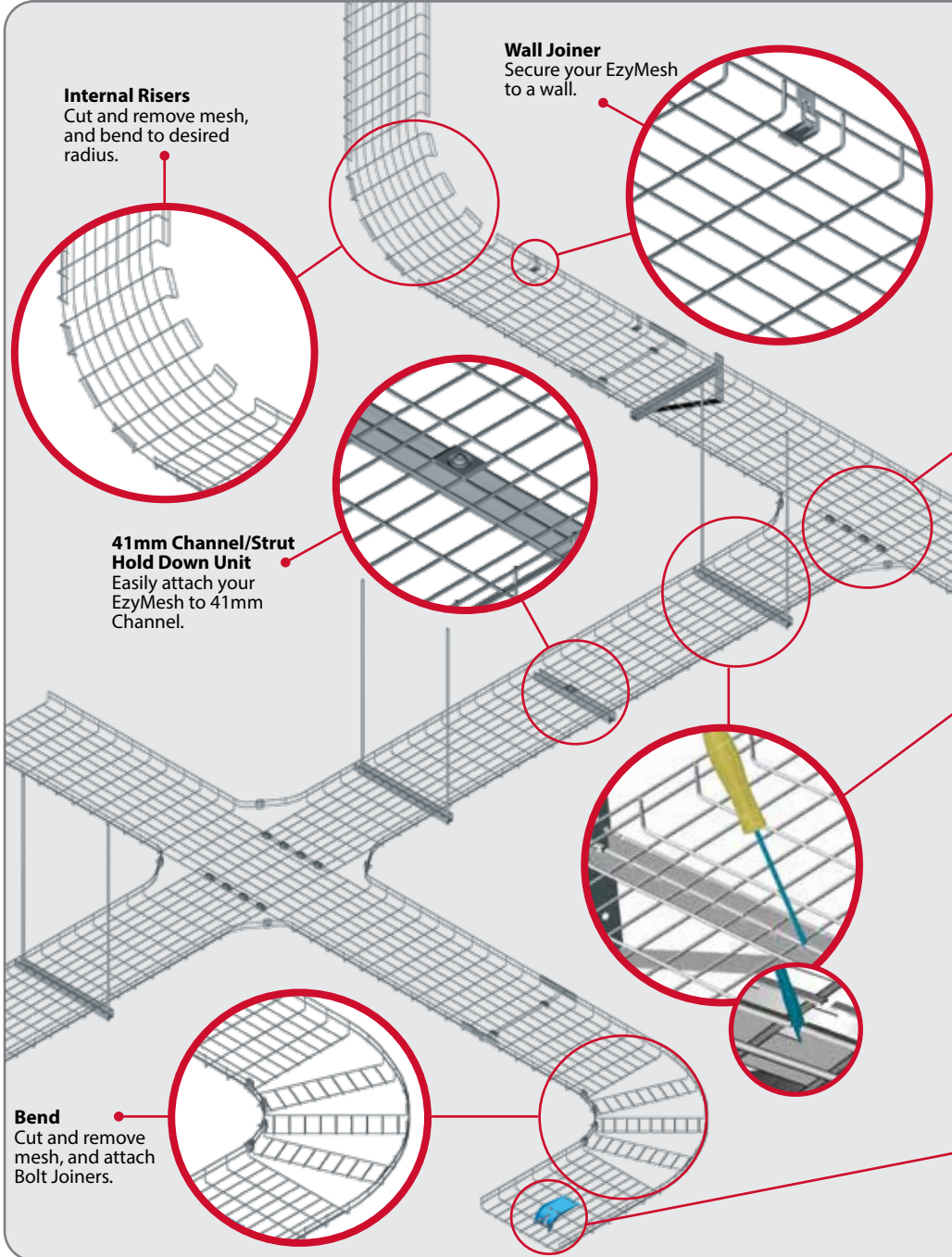
FASTENERS

STRUT SYSTEMS

CABLE SUPPORTS

FIRERATED

PIPE SUPPORTS



Internal Risers

Cut and remove mesh, and bend to desired radius.

Wall Joiner

Secure your EzyMesh to a wall.

41mm Channel/Strut Hold Down Unit

Easily attach your EzyMesh to 41mm Channel.

Bend

Cut and remove mesh, and attach Bolt Joiners.

Service Guide Key:

A

Usually in stock at all branches

B

Usually in stock at head office

C

Normal lead time

D

Made to Order (lead time on enquiry)

Tee/Cross Join

Cut and remove mesh, and attach Bolt Joiners.

Join Two Lengths

Use Side Joiners and Bottom Joiners as required to join multiple lengths.

External Risers

Cut and remove mesh, and bend to desired radius.

Drop Out

Smoothly drop cables out of EzyMesh.

Need help? Visit us online for detailed EzyMesh Assembly Instructions for individual mesh sizes, or call one of our friendly Customer Service Officers.

**CABLE
MESH
DEMO
VIDEO**

